







## Science Innovation Island Digital Explorer Quiz (KS2)

Question	
Q1	<p>This is a picture (view) of the Isle of Wight taken from space by a camera on a satellite and is called a satellite map. Make the map bigger by zooming in to it and see if you can find the place where your school is.</p>
Q2	<p>Each of the orange pins on the map marks a place on the Island (like your school) connected to the story of an object from history. These objects, often called artefacts and documents, tell us something about science inventors and innovation connected with the Isle of Wight.</p> <p>Click on a pin on the coast near the sea to select an object.</p> <p>Write down what the object is you have found:</p> <p>What am I? <input data-bbox="707 863 2031 951" type="text"/></p> <p>Your answer:</p>
Q3	<p>Click on a pin in the middle of the Island away from the sea to select another object.</p> <p>Write down what the object is you have found:</p> <p>What am I? <input data-bbox="707 1096 2031 1184" type="text"/></p> <p>Your answer:</p>

Q4	Each of the objects tell us something about science inventors and innovation on the Island throughout history.					
	Click on the orange pins on the map and find an artefact or document that links to each of the six areas of <b>innovation</b> below, and for each:					
	1. Write down its name		2. Write down what it is made of		3. Draw a small picture.	
<b>Six Areas of Innovation</b>						
	<b>Speed on Water</b>	<b>Flying and landing on Water</b>	<b>Women Scientists and Engineers</b>	<b>Saving Lives at Sea</b>	<b>Earthquake Science</b>	<b>Early Inventions (Roman and Mesolithic)</b>
						
<i>Name of object (What am I?)</i>						
<i>Material it is made from</i>						
<i>Drawing</i>						

We can use our map to search for individual objects and find out more about them – including where they were found and what they were used for. To do this we use the search box at the top left of the screen which looks like this:



Q5

Type **East Cowes** into the search box and press 'enter'.

Click on one of the pins on the water until you find the object which was made by Uffa Fox. Then answer:

1. What is it?
2. What was it used for?

1. What am I?

Your answer:

2. What was I used for?

Your answer:


Write down the first letter of its name here:

When you have finished answering this question:

- Click anywhere on the map to close the pop-up window.
- Now click on the 'Home' button top left (it looks like a house!) to zoom out.
- Finally, click on the 'X' in the search box to clear your last search.



Q6

Type **Thornycroft** into the search box and press 'enter'.

Click on the pin, and find out what the objects are associated with Thornycroft? Then answer:

1. What are the objects      2. What were they used for?      3. What materials were they made of/from?

1. What are the objects?

Your answer:

2. What were they used

for? Your answer:

3. What were they made  
of/from?

Find the person who the objects were associated  
with, and write down the last letter of their first name:

Now close the pop-up window, click the home button and clear the search box as before.

Q7



Type **John Milne** into the search box and press 'enter'.

What are the documents  
you discover?

What devastating  
natural event did they  
record/ measure?

Write down the fourth letter of the surname  
of the person who made them here:

Now close the pop-up window, click the home button and clear the search box as before.

<p><b>Q8</b></p>	<p>Type <b>flying boat</b> into the search box and press 'enter'.</p> <p>Click on the orange pin in the blue box and investigate the seven artefacts. Use the arrow(s) at the top of the pop-up window to move between them.</p>   <p>Find the flying boat designed to carry passengers around the world.</p> <p>Write down the first letter of its name here: <input data-bbox="1023 416 1140 523" type="text"/></p> <p>Now close the pop-up window, click the home button and clear the search box as before.</p>
<p><b>Q9</b></p>	<p>Type <b>lifeboat</b> into the search box (this time do not press 'enter').</p> <p>You will see there are two lifeboats mentioned in the list that appears. Highlight Jessie Lumb lifeboat and press enter. Then answer:</p> <p>Where did it serve on the Isle of Wight? <input data-bbox="741 836 2029 922" type="text"/></p> <p>Who made it and where? <input data-bbox="741 938 2029 1024" type="text"/></p> <p>Write down the third letter of who it was built for here: <input data-bbox="1016 1048 1135 1155" type="text"/></p>
<p><b>Q10</b></p>	<p>You now have five letters. When you sort them and put them together in the right way:</p> <p>They spell a word connected with science and invention on the Isle of Wight. What is that word? <input data-bbox="1279 1246 1397 1353" type="text"/> <input data-bbox="1420 1246 1538 1353" type="text"/> <input data-bbox="1561 1246 1680 1353" type="text"/> <input data-bbox="1702 1246 1821 1353" type="text"/> <input data-bbox="1843 1246 1962 1353" type="text"/></p> <p>Ask your teacher more about it.</p>