

## The Isle of Wight Before 1066 Digital Explorer Quiz (KS2)

Question	
Q1	<p>This is a picture (view) of the Isle of Wight taken from space by a camera on a satellite and is called a satellite map. Make the map bigger by zooming in to it and see if you can find the place where your school is.</p>
Q2	<p>Each of the orange pins on the map marks a place on the Island (like your school) where an object or several objects from history have been found on the Island. All of these objects (often called artefacts) are over 1,000 years old.</p> <p>Click on a pin on the coast near the sea to select an object.</p> <p>Write down what the object is you have found:</p> <p>What am I? <input data-bbox="707 823 2033 911" type="text"/></p> <p>Your answer:</p>
Q3	<p>Click on a pin in the middle of the Island away from the sea to select another object.</p> <p>Write down what the object is you have found:</p> <p>What am I? <input data-bbox="707 1054 2033 1142" type="text"/></p> <p>Your answer:</p>








Q4

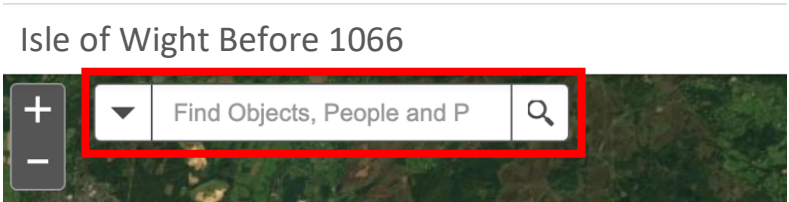

Each of the objects on the map comes from one of the **seven periods of history and prehistory** that happened before 1066 and the Norman Conquest.

Click on the pins on the map and find an object (artefact) for each of the **seven periods of history** given on the timeline below, and for each:

1. Write down its name
2. Write down what it is made of
3. Draw a small picture.

**Seven Periods of History (and Prehistory) Before 1066 (Timeline or Chronology)**

	Stone Age (Palaeolithic)	Stone Age (Mesolithic)	Stone Age (Neolithic)	Bronze Age	Iron Age	Romans	Anglo-Saxons
							
<i>Name of object (What am I?)</i>							
<i>What material is it made from?</i>							
<i>Drawing</i>							

	<p>We can use our map to search for individual objects and find out more about them – including where they were found and what they were used for. To do this we use the search box at the top left of the screen which looks like this:</p> 
<p>Q5</p>	<p>Type <b>Chessell Down</b> into the search box.</p> <ul style="list-style-type: none"> <li>• Choose an object from the list that appears.</li> <li>• Select by highlighting it, and press 'enter'.</li> <li>• You will then zoom in to that item, and the place where it was found.</li> </ul> <p>Write down the name of the object you have chosen:</p> <input data-bbox="705 687 2029 775" type="text"/> <p>Which period is it from?</p> <input data-bbox="705 794 2029 882" type="text"/> <p>What is it made of?</p> <input data-bbox="705 901 2029 989" type="text"/> <p>And what was it used for?</p> <input data-bbox="705 1008 2029 1096" type="text"/> <p>When you have finished answering this question:</p> <ul style="list-style-type: none"> <li>• Click anywhere on the map to close the pop-up window.</li> <li>• Now click on the 'Home' button top left (it looks like a house!) to zoom out.</li> <li>• Finally, click on the 'X' in the search box to clear your last search.</li> </ul> 

Q6

Type **Newport Roman Villa** into the search box.

- Choose an object from the list that appears.
- Select by highlighting it, and press 'enter'.
- You will then zoom in to that item, and the place where it was found.

Write down the name of the object you have chosen:

Which period is it from?

What is it made of?

What was it used for?

And where was it made?

When you have finished answering this question:

- Click anywhere on the map to close the pop-up window.
- Now click on the 'Home' button top left (it looks like a house!) to zoom out.
- Finally, click on the 'X' in the search box to clear your last search.



Q7

Type **Bouldnor Cliff** into the search box.

- Choose an object from the list that appears.
- Select by highlighting it, and press 'enter'.
- You will then zoom in to that item, and the place where it was found.

Write down the name of the object you have chosen:

Which period is it from?

What is it made of?

Who used it?

And what was it used for?